



Breakthrough Treatment at the **Frontier** of Cancer Medicine

By Dr. Antonio Jimenez, M.D. and Dr. Subrata Chakravarty, Ph.D.

Six decades of statistics tell the grim story: conventional cancer treatments have failed in two fundamental areas: efficacy and selectivity. The poor “efficacy” is evident in the lack of improvement in cancer mortality rates over the decades, in stark contrast to other major chronic diseases. Poor “selectivity” towards cancer cells means that patients in real life continue to experience debilitating side effects that adversely affect quality of life, making the impact of the treatments often worse than the effects of the disease itself.

However, a new treatment is quietly ushering in a new era in cancer therapy that is shaking

up the status quo. This science-based therapy simultaneously targets cancer cells, awakens the dormant (or suppressed) immune system and leaves healthy cells untouched. Clinically tested on approximately two thousand patients, this treatment offers a proven promise of efficacy, selectivity and safety that has remained elusive in the existing spectrum of cancer treatments.

Big pharmaceutical companies consider this technology the wave of the future in cancer therapy. However, it is available now at a forward-thinking clinic in Baja California, Mexico – The Hope4Cancer® Institute.

One of the biggest side effects of the existing standard of care is the dangerous suppression of the immune system, making the patient prone to secondary infections and even recurrent cancers.

WHAT IS RIGVIR® VIROTHERAPY?

Rigvir® belongs to a family of tiny RNA viruses called ECHO viruses that were discovered to exist in the intestines of young, healthy children. During a fascinating research journey that started in the 1950s (download a free e-book for details), the ECHO-7 virus, that was later named Rigvir®, became the center of interest in a Latvian research center under the guidance of the visionary Dr. Aina Muceniece.

Rigvir® is gifted with oncotropism, a natural property of certain viruses that view cancer cells as a homing signal, which they target with laser-like precision .Once inside the cancer cell, Rigvir® divides and breaks down the cell in a process called oncolysis (see Figure 1). It then infects nearby cancer cells.

Oncolytic viruses like Rigvir® affect approximately 10,000 cancer cells for every 1 healthy cell.

Rigvir®'s special targeting properties leave the patient's healthy cells, tissues and organs unharmed. This translates to virtually no side effects and a sustained quality of life.

In a preliminary study that included 55 patients (78% of them at Stage 4) at Hope4Cancer® Institute we have found that 91% of our patients report sustained or improved quality of life following Rigvir® therapy. Rigvir® is unique among oncolytic viruses in its ability to exhibit its anticancer activity without causing any other disease. In a race to develop virotherapies, many pharmaceutical companies are genetically modifying highly pathogenic viruses (measles, herpes, common cold etc.) to accomplish their objectives. Rigvir®, on the other hand, is effective as a natural, non-pathological, genetically unmodified virus.

RIGVIR® RESTORES BALANCE IN CANCER'S CHAOS

Rigvir® has one more important ace up its sleeve. Cancer cells have an ability to cloak themselves from the body's immune system, which explains why people with functional immune systems can still harbor cancer. Rigvir® unveils this hiding mechanism. The immune system can now detect and target the "visible" cancer cells, multiplying the effect of the therapy. The reactivated immune system also gets to work by eliminating toxic waste materials from cellular debris.

One of the biggest side effects of the existing standard of care is the dangerous suppression of the immune system, making the patient prone to secondary infections and even recurrent cancers. In contrast, by revitalizing the immune system, Rigvir® restores balance in a body affected by the chaos of cancer.

EFFICACY AND SAFETY AGAINST A WIDE VARIETY OF CANCERS

Clinical studies on approximately two thousand patients demonstrate doubling or tripling of 3-5 year survival rates compared to standard therapies, even for metastatic cancers without any harmful

continued...

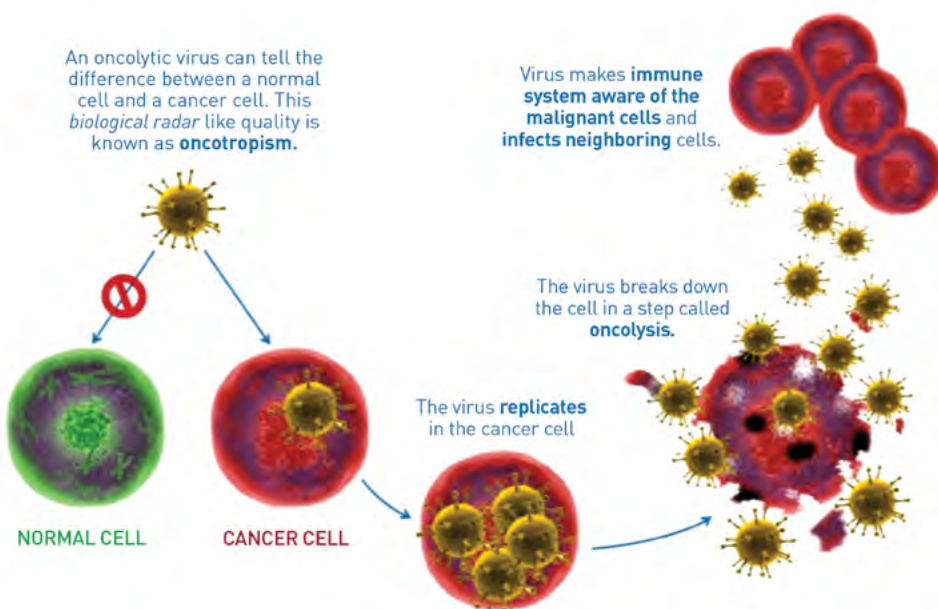
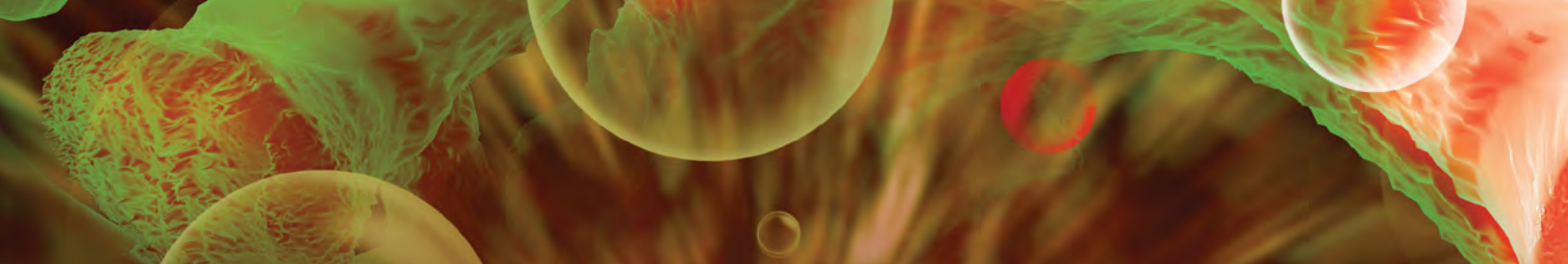


Figure 1. Oncolytic Virotherapy: How A Virus Works as a Cancer Treatment



side effects. Figure 2 shows the image of a man with widespread melanoma with obvious results after Rigvir® treatment.

Figure 2. Advanced Metastatic Melanoma Cancer Patient Shows Radical Improvement Two Years After Rigvir® Virotherapy (Photo courtesy of the Latvian Virotherapy Center).

A variety of cancers have been shown to be sensitive to Rigvir® treatment as shown in Figure 3.



CONCLUSION

Patients on Rigvir® have the unparalleled opportunity of enjoying a higher quality of life while undergoing the latest, state-of-the-art treatment. It is interesting to think that at the crux of it all is a virus – a type of organism that is better known for its ability to create havoc through its infective disease-causing potential. However, the fact is that not all micro-organisms are pathogenic, and many are essential for life. The use of Rigvir® to benefit cancer patients around the world is a story that strongly supports the fact that nothing heals better than nature.

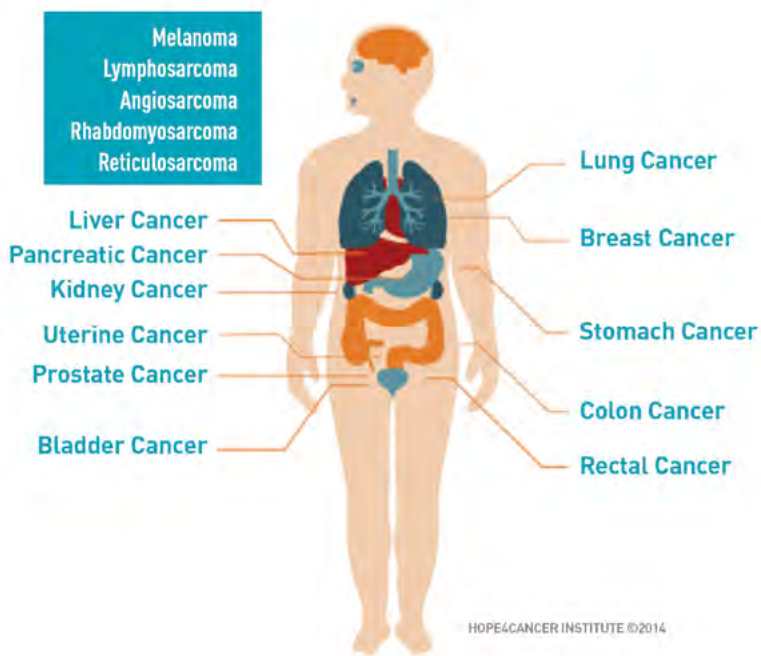


Fig. 3. Cancers Known to be Sensitive to Rigvir® Virotherapy.

Hope4Cancer® Institute (<http://www.hope4cancer.com>) is the exclusive provider of Rigvir® Virotherapy in Mexico and the only active center in the Western Hemisphere today, based on its unique relationship with the Latvian Virotherapy Center (<http://www.virotherapy.eu>).

For more information, please download the free Rigvir® e-book at: <http://page.hope4cancer.com/rigvir-ebook-download>.
Chumakov, P.M.; Morozova, V.V.; Babkin, I.V.; Baikov, I.K.; Netesov, S.V.; Tikunova, N.V. (2012) *Oncolytic Enteroviruses. Molecular Biology* 46, 639-650.
Also see: *Nettelbeck, D.M.; Curiel, D.T. Tumor Busting Viruses. Scientific American, October 2003.*



Dr. Antonio Jimenez, M.D. is the Founder and Medical Director of the Hope4Cancer® Institute at its location in Baja California, Mexico. Over his 25 years of experience in natural and conventional medicine, Dr. Jimenez has dedicated his life to the study, clinical research and implementation of non-toxic and effective natural strategies for patients with cancer and other chronic diseases. Dr. Jimenez is a Virotherapy Certified Physician by the Latvian Virotherapy Center. Hope4Cancer® Institute has exclusive rights in Mexico to treat patients with Rigvir® Virotherapy and is currently the only center in the Western hemisphere treating patients with this state-of-the-art standalone treatment. www.hope4cancer.com



Dr. Subrata Chakravarty, Ph.D. is the Chief Science and Technology Officer of Hope4Cancer® Institute. He plays a prominent role in the development and implementation of novel therapeutic protocols and technologies that provide immediate practical benefit to Hope4Cancer® patients. Dr. Chakravarty has been instrumental in the launch, enhancement and popularization of Hope4Cancer®'s treatment programs, creation of patient support programs and information systems, and enhancement of Hope4Cancer® outreach campaigns.

INTEGRATED HEALTH

MAGAZINE

Winter Edition

2014

CREATIVE INTEGRATIVE
MEDICINE... A
RENAISSANCE MEDICINE

GRIEF AND YOUR HEALTH

ROOT CANALS AND CANCER

STRATEGIES
FOR HEALTHY HOLIDAYS

PREVENTION VS CURE

BREAKTHROUGH
TREATMENT AT THE
FRONTIER OF
CANCER MEDICINE



DREAMS, DRAWINGS,
IMAGERY & HEALING

Bernie Siegel, M.D.